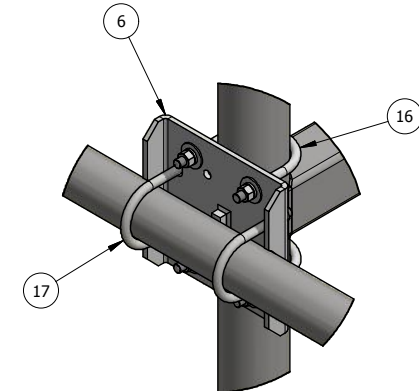
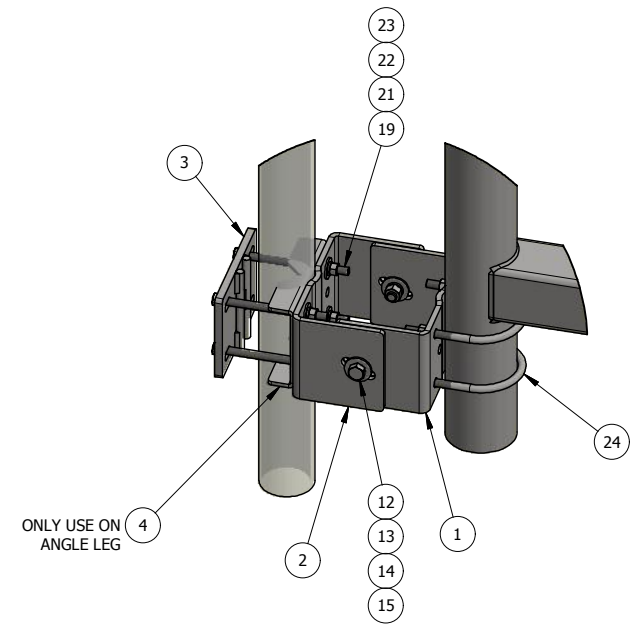


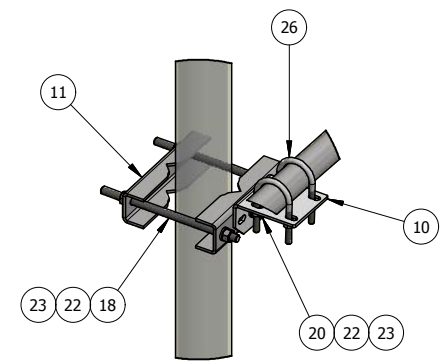
DETAIL - C



DETAIL - B



DETAIL - A



DETAIL - D

ITEM	PART #	DESCRIPTION	QTY	UNIT WT
1	AM1028-U.01	INSIDE ADJUSTABLE BENT TAPER U-BRACKET	6	12.17
2	AM1028-U.02	OUTSIDE ADJUSTABLE BENT TAPER U-BRACKET	6	12.57
3	AM1028-4R.01	UNIVERSAL CLAMP PLATE WELDMENT	6	7.38
4	AM1028-4U.01	1/4" BENT ANGLE MEMBER CLAMP PLATE	6	4.64
5	ATV1-33	33" STAND OFF WELDMENT	3	169.55
6	AM1015-XP.01	CELLULAR FACE MOUNT FOR 3-1/2" TO 4-1/2" CROSS OVER	6	15.61
7	P35-156	GALV. 3" STD PIPE @ 13'-0" LONG	6	98.59
8	P178-126	GALV. 1-1/2" STD PIPE @ 10'-6" LONG	6	28.57
9	AM1030-23M.02	STIFF ARM HALF CLAMP BRACKET WELDMENT	6	0.92
10	AM1031.03	3/16" STIFF ARM ANGLE MOUNT	12	1.32
11	AM1031HD.03	3/16" BENT CLAMP PLATE	12	1.87
12	27-4403-005	5/8" x 2" GR.5 HDG BOLT	12	0.27
13	27-5370-005	5/8" A36 HDG FLAT WASHER	24	0.08
14	27-5380-005	5/8" HDG LOCK WASHER	12	0.03
15	27-5391-005	5/8" HDG HEX NUT	12	0.08
16	27-6230-005	GALV. 5/8" x 4-5/8" x 6-1/2" U-BOLT ASSEMBLY	12	1.80
17	27-6200-005	GALV. 5/8" x 3-5/8" x 6" U-BOLT ASSEMBLY	12	1.66
18	TR12-10	GALV. 1/2" x 10" ALL-THREAD	12	0.56
19	27-4320-005	GALV. 1/2" x 7" GR.5 FULL THREADED BOLT	24	0.44
20	27-4300-005	1/2" x 1 1/4" GR.5 HDG BOLT	12	0.12
21	27-5200-005	1/2" A36 HDG FLAT WASHER	48	0.04
22	27-5210-005	1/2" HDG LOCK WASHER	60	0.01
23	27-5222-005	1/2" HDG HEX NUT	60	0.04
24	27-6140-005	GALV. 1/2" x 4 5/8" x 6 1/2" U-BOLT ASSEMBLY	12	1.11
25	27-6090-005	GALV. 1/2" x 3 5/8" x 5" U-BOLT ASSEMBLY	6	0.91
26	27-6040-005	GALV. 3/8" x 2" x 4" U-BOLT ASSEMBLY	24	0.39

QTY:  
CHK:

**STANDARD TOLERANCES:**  
(UNLESS OTHERWISE NOTED)

FRACTIONS	±1/16"
1 DECIMAL	±.1"
2 DECIMAL	±.03"
3 DECIMAL	±.005"
ANGLES	±.5°

THIS DESIGN AND INFORMATION CONTAINED ON THIS PRINT IS THE PROPERTY OF NEWAVE TOWER COMPONENTS LLC. ANY REPRODUCTION, DUPLICATION OR TRANSFER OF THE PROPRIETARY CONTENT IS PROHIBITED WITHOUT WRITTEN PERMISSION.

**NEWAVE**  
Tower Components. 503-792-3739  
10910 PORTLAND RD. BROOKS, OR 97305

MATERIAL:	AS SHOWN
GRADE:	AS SHOWN
FINISH:	HDG

TITLE:	3-SECTOR, 13' FACE FRAME, ADJ. TAPER, FITS 1-1/2" TO 5" O.D ROUND LEG		
SERIES:	TOWER ANTENNA MOUNT		
DATE:	PART WT (BARE):	DRAWING NO.	
1/26/2018	1729.55 LB	ATV1-312-3	

ANT.15954