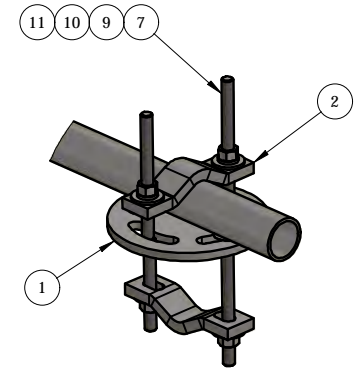
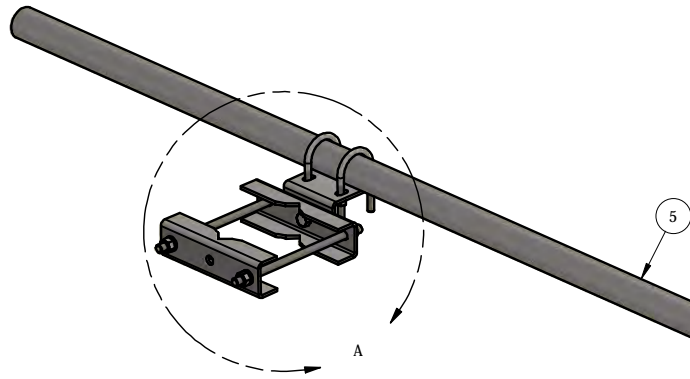
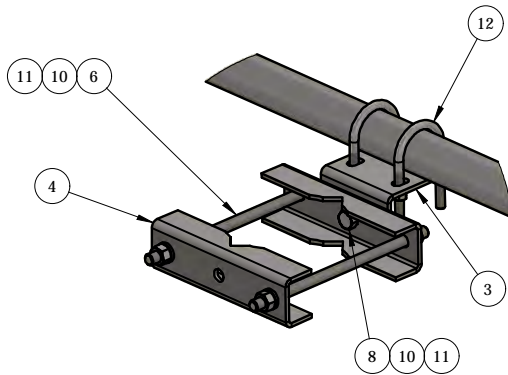


REV	BY	DESCRIPTION	DATE
A	KY	SEE MODEL I PROPERTIES/ COMMENTS	9/28/2018



DETAIL - B




DETAIL - A

ITEM	PART #	QTY	DESCRIPTION	LENGTH	FINISH	UNIT WT
1	CX13R.01	1	ROUND X-OVER PLT, 1-1/2" TO 3-1/2" O.D PIPE			3.09
2	AMCS-3.01	2	HALF CLAMP FOR 1-1/2" TO 3-1/2" O.D ROUND			1.23
3	AM1031.03	1	3/16" PLATE		HDG	1.32
4	AM1031HD.03	2	3/16" PLATE		HDG	1.87
5	P178-126	1	1 1/2" STD PIPE (HDG) @ 10' 6" LONG	10'-6"		28.57
6	TR12-10	2	GALV. 1/2" x 10" ALL-THREAD			0.56
7	27-5321-005	4	GALV. 1/2" X 6" GR.5 CARRAGE BOLT			0.37
8	27-4300-005	1	1/2" x 1 1/4" GR.5 HDG BOLT			0.12
9	27-5200-005	4	1/2" A36 HDG FLAT WASHER			0.04
10	27-5210-005	9	1/2" HDG LOCK WASHER			0.01
11	27-5222-005	9	1/2" HDG HEX NUT			0.04
12	27-6040-005	2	GALV. 3/8" x 2" x 4" U-BOLT ASSEMBLY			0.39

THIS DESIGN AND INFORMATION CONTAINED ON THIS PRINT IS THE PROPERTY OF VALLEY FAB CORPORATION. ANY REPRODUCTION, DUPLICATION OR TRANSFER OF THE PROPRIETARY CONTENT IS PROHIBITED WITHOUT WRITTEN PERMISSION.

STANDARD TOLERANCES:

(UNLESS OTHERWISE NOTED)
 FRACTIONS - 1/16"
 DECIMALS - 0.01"
 ANGLES - 0.5°



TOTAL WT: 43.35 LB

QTY:

FINISH: HDG

JOB #:

TITLE: ANTENNA MOUNT STIFF ARM KIT W/ 1-7/8" O.D PIPE CLAMPS UP TO 5-1/2" O.D RND/ 4" ANG. LEG (UNIV.)
 DRAWN BY: KY DATE: 9/28/2018 CHK'D BY: -
 DRAWING NO.

SERIES: TOWER ANTENNA MOUNT

SHEET: 1 OF 1

AM1031-U