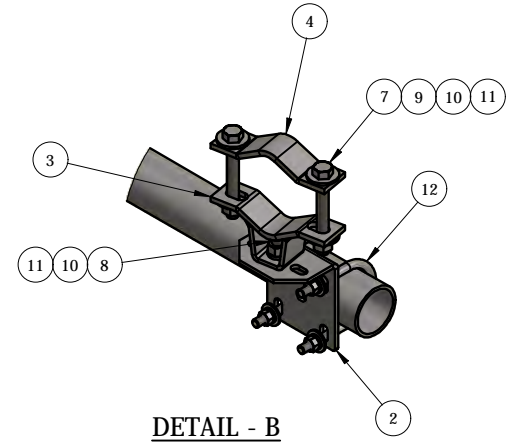
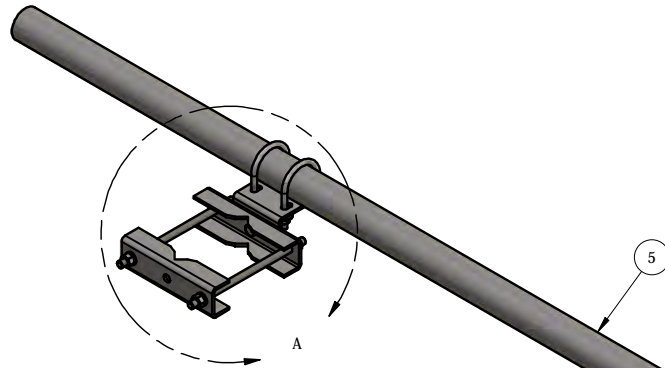
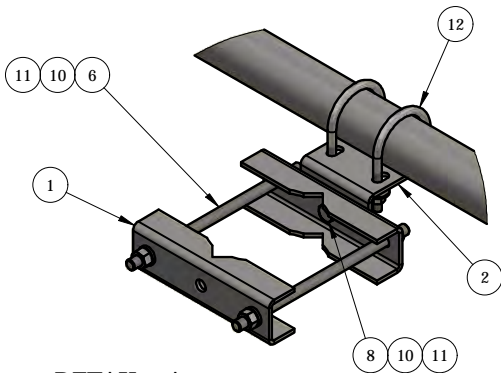


REV	BY	DESCRIPTION	DATE
A	KY	SEE MODEL I PROPERTIES/ COMMENTS	8/1/2018



**DETAIL - B**



**DETAIL - A**

ITEM	PART #	QTY	DESCRIPTION	LENGTH	FINISH	UNIT WT
1	AM1031HD.03	2	3/16" PLATE		HDG	1.87
2	AM1031.03	2	3/16" PLATE		HDG	1.32
3	AM1030-23M.02	1	STIFF ARM HALF CLAMP WELDMENT		HDG	0.92
4	AM1030-23M.03	1	1/4" PLATE		HDG	0.58
5	P23-126	1	GALV. 2" STD PIPE @ 10'-6" LONG		HDG	38.40
6	TR12-10	2	GALV. 1/2" x 10" ALL-THREAD			0.56
7	27-4310-005	2	GALV. 1/2" x 4" GR.5 FULL THREADED BOLT			0.27
8	27-4300-005	2	1/2" x 1 1/4" GR.5 HDG BOLT			0.12
9	27-5200-005	4	1/2" A36 HDG FLAT WASHER			0.04
10	27-5210-005	8	1/2" HDG LOCK WASHER			0.01
11	27-5222-005	8	1/2" HDG HEX NUT			0.04
12	27-6050-005	4	GALV. 3/8" x 2-1/2" x 4" U-BOLT ASSEMBLY			0.40

THIS DESIGN AND INFORMATION CONTAINED ON THIS PRINT IS THE PROPERTY OF VALLEY FAB CORPORATION. ANY REPRODUCTION, DUPLICATION OR TRANSFER OF THE PROPRIETARY CONTENT IS PROHIBITED WITHOUT WRITTEN PERMISSION.

**STANDARD TOLERANCES:**

(UNLESS OTHERWISE NOTED)  
 FRACTIONS - 1/16"  
 DECIMALS - 0.01"  
 ANGLES - 0.5°

**NEWAVE**  
  
 TOWER COMPONENTS. 503-792-3739  
 10910 PORTLAND RD. BROOKS, OR 97305

TOTAL WT: 50.35 LB

QTY:

FINISH: HDG

JOB #:

TITLE:  
**ANTENNA MOUNT STIFF ARM KIT W/ 2-3/8" O.D PIPE  
 CLAMPS UP TO 5-1/2" O.D RND OR 4" ANGLE LEG**

SERIES: TOWER ANTENNA MOUNT

SHEET: 1 OF 1

DRAWN BY: KY DATE: 8/1/2018 CHK'D BY: -

DRAWING NO.  
**AM1031HD**