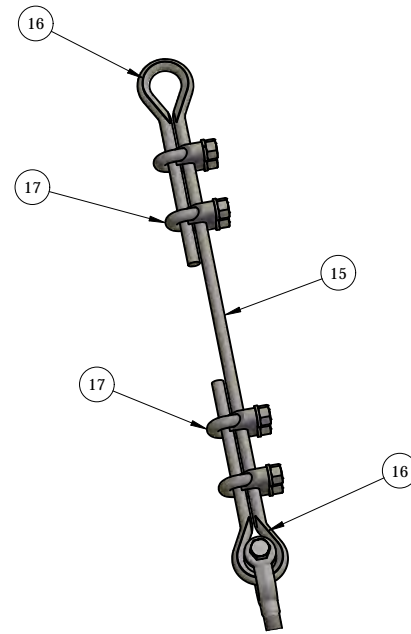
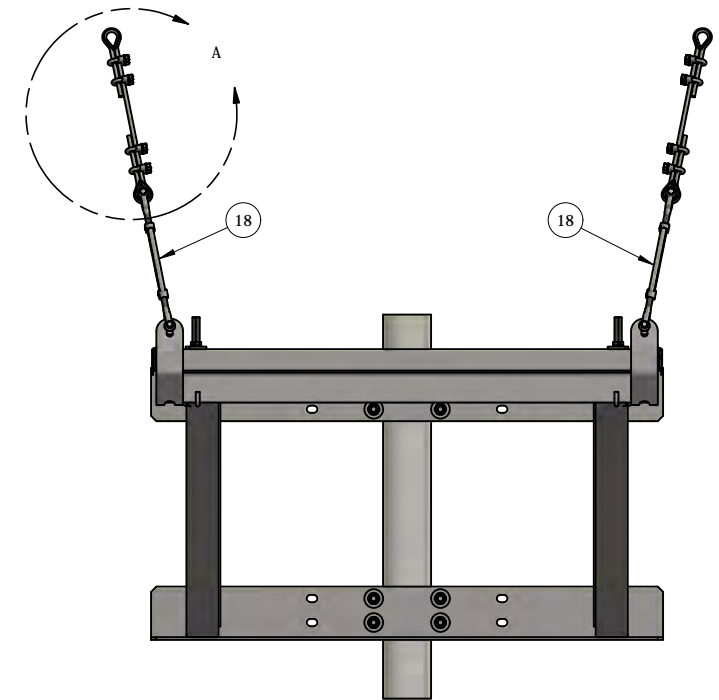


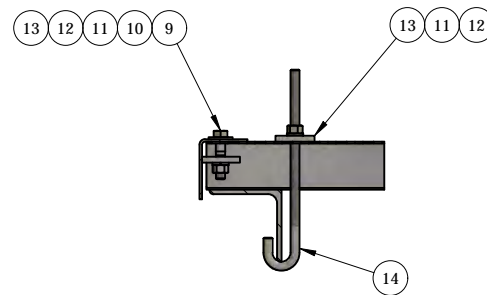
REV	BY	DESCRIPTION	DATE
A	KY	SEE MODLE I PROPERTIES/COMMENTS	3/26/2018



DETAIL A



FRONT VIEW



J-BOLT CONNECTION DETAIL

ITEM	PART #	QTY	DESCRIPTION	LENGTH	FINISH	UNIT WT
1	MIS8.01	1	MICRO. ICE SHIELD FRAME 4'-0" WIDE x 5'-2-1/2"		HDG	172.29
2	MIS4.01	3	GRIP STRUT 18-3/4" x 4' x 2" DEEP		PRE-GALV 90	25.20
3	MIS8.10	2	12 GA SHEET METAL		HDG	7.19
4	AMCS-5.01	4	1/2" PLATE		SEE W/O	2.25
5	TR58-8	8	5/8" x 8" A36 HDG ALL-THREAD	8"		0.69
6	27-5370-005	16	5/8 A36 HDG FLAT WASHER			0.08
7	27-5380-005	16	5/8 HDG LOCK WASHER			0.03
8	27-5391-005	16	5/8" HDG HEX NUT			0.08
9	27-4204-005	12	3/8" x 1 3/4" GR.5 HDG BOLT			0.08
10	27-5010-005	12	3/8 A36 HDG FLAT WASHER			0.01
11	27-5020-005	24	3/8 HDG LOCK WASHER			0.01
12	27-5030-005	24	3/8" HDG HEX NUT			0.02
13	SFW-716G	24	1/4" PLATE		HDG	0.18
14	27-5190-005	12	GALV. 3/8" x 8" J-BOLT W/ 3/4" SPACING			0.31
15	35- CABLE38-25	2	GALV - < 3/8" CABLE, 7X19 STRAND @ 25'-0"			7.50
16	35- THIMBLE38	4	GALV - 3/8" HD WIRE ROPE THIMBLE			0.03
17	35- ROPECLIP38	8	GALV - 3/8" DROP FORGED WIRE ROPE CLIP			0.25
18	27- TB126	2	GALV - 1/2" x 6" TURN BUCKLE, JAW/JAW			1.72

THIS DESIGN AND INFORMATION CONTAINED ON THIS PRINT IS THE PROPERTY OF VALLEY FAB CORPORATION. ANY REPRODUCTION, DUPLICATION OR TRANSFER OF THE PROPRIETARY CONTENT IS PROHIBITED WITHOUT WRITTEN PERMISSION.

**STANDARD TOLERANCES:**  
(UNLESS OTHERWISE NOTED)  
FRACTIONS - 1/16"  
DECIMALS - 0.01"  
ANGLES - 0.5°



TOWER COMPONENTS, 503-792-3739  
10910 PORTLAND RD. BROOKS, OR 97305

TOTAL WT: 310.05 LB

QTY:

FINISH: HDG

JOB #:

TITLE:	MICROWAVE ICE SHIELD 4'-0" x 5'-2-1/2" DEEP (FLAT)	DRAWN BY:	DATE:	CHK'D BY:
SERIES:	MICROWAVE ICE SHIELD	KY	7/17/2018	-
SHEET:	1 OF 1	DRAWING NO. MIS4		