


ITEM	PART #	DESCRIPTION	QTY	UNIT WT
1	RT4001-S.01	UNIVERSAL ROOFTOP 3-SECTOR CONNECTION WELDMENT	3	6.89
2	RT4001-S.04	UNIVERSAL ROOFTOP 3-SECTOR MAIN SLED FRAME WELDMENT	3	55.31
3	RT4001-S.03	1/4" BENT STIFFENER PLATE FOR ROOFTOP SLED	3	2.75
4	27-4301-005	GALV. 1/2" x 1-1/2" GR.5 BOLT	24	0.13
5	27-5200-005	GALV. 1/2" FLAT WASHER	24	0.04
6	27-5210-005	GALV. 1/2" LOCK WASHER	24	0.01
7	27-5222-005	GALV. 1/2" HEX NUT	24	0.04



QTY:  
CHK:

**STANDARD TOLERANCES:**  
(UNLESS OTHERWISE NOTED)

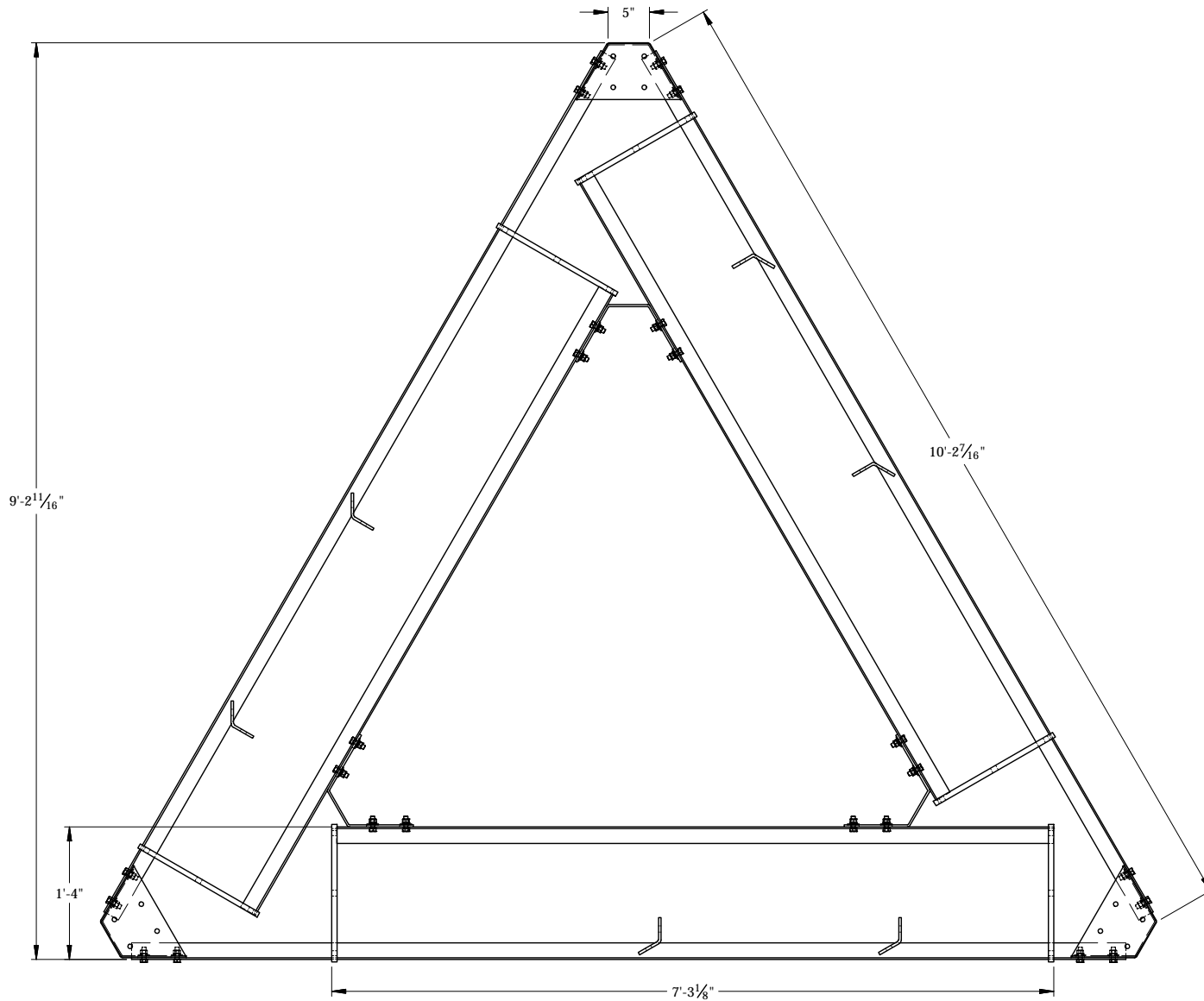
FRACTIONS - 1/16"  
1 DECIMAL - .1"  
2 DECIMAL - .03"  
3 DECIMAL - .005"  
ANGLES - .5°

THIS DESIGN AND INFORMATION CONTAINED ON THIS PRINT IS THE PROPERTY OF NEWAVE TOWER COMPONENTS LLC. ANY REPRODUCTION, DUPLICATION OR TRANSFER OF THE PROPRIETARY CONTENT IS PROHIBITED WITHOUT WRITTEN PERMISSION.

**NEWAVE**  
Tower Components. 503-792-3739  
10910 PORTLAND RD. BROOKS, OR 97305

MATERIAL: HDG  
GRADE: SEE DETAILS  
FINISH: HDG  
DRAWN BY: KY  
CHECKED BY: CW

TITLE: UNIVERSAL ROOFTOP 3-SECTOR SLED FRAME  
SERIES: ROOFTOP/WALL MOUNT  
DATE: 8/8/2012  
PART WT (BARE): 200.35 LB  
DRAWING NO. RT4001-S




LAYOUT

QTY:  
CHK:

**STANDARD TOLERANCES:**  
(UNLESS OTHERWISE NOTED)

FRACTIONS	- 1/16"
1 DECIMAL	- .1"
2 DECIMAL	- .03"
3 DECIMAL	- .005"
ANGLES	- .5°

THIS DESIGN AND INFORMATION CONTAINED ON THIS PRINT IS THE PROPERTY OF NEWAVE TOWER COMPONENTS LLC. ANY REPRODUCTION, DUPLICATION OR TRANSFER OF THE PROPRIETARY CONTENT IS PROHIBITED WITHOUT WRITTEN PERMISSION.

  
**NEWAVE**  
 Tower Components, 503-792-3739  
 10910 PORTLAND RD. BROOKS, OR 97305

MATERIAL:	SEE DETAILS	
GRADE:	DRAWN BY:	KY
SEE DETAILS	CHECKED BY:	CW
FINISH:	HDG	

TITLE:			UNIVERSAL ROOFTOP 3-SECTOR SLED FRAME		
SERIES:			ROOFTOP/WALL MOUNT		
DATE:	PART WT (BARE):	DRAWING NO.			
8/8/2012	200.35 LB	RT4001-S			